







# Cable Gland Sizing Charts

## Cable Gland Sizing Charts

XLPE / PVC / SWA - BS 4567			CABLE GLAND																	
Conductor Size (mm <sup>2</sup> )	No. of Cores	Approx. Overall Diameter (mm)																		
			BW	TPBW & PBW	CW	TPCW & PCW	E1W	E1FW												
25	2	24.1	25	25	25	25	25	25												
	3	26.7	32		32	32			32											
	4	28.9		32			32	32		32										
	5	31.0	32		32	32			32											
35	2	27.9		32			32	32		32	32									
	3	29.9	40		40	40			40											
	4	32.1										40	40	40	40					
5	35.0	40	40	50S	40	50S	40													
50	2							25.8	32	32	32	32	32	32						
	3	28.5	40	40	50S	40	50S	40												
	4	32.0													50S	N/A	50S	N/A	50S	50
	5	40.0																		
70	2	29.0	32	32	32	32	32	32												
	3	32.2							40	40	50S	N/A	50S	50						
	4	37.7													50S	N/A	50S	N/A	50S	50
	5	43.3																		
95	2	33.1	40	40	40	40	40	40												
	3	37.0							50S	N/A	50S	N/A	50S	40						
	4	41.7													50	50	50	50	50	
	5	52.0																		50
120	2	36.1	40	40	40	40	40	40												
	3	40.4							50	50	50	50	50							
	4	47.1		50	50	50	50	50												
150	2	39.3	40						40	40	40	40	40							
	3	45.5		50	50	50	50	50S						50						
	4	51.4													50	50	50	50		
																			50	50

Due to cable diameter variances between manufacturers, we strongly advise the cable diameter is checked where possible, prior to purchasing the products.